

TWISTED PAIR

To DC DIST PANEL
Current Mon.
Black
Yellow
Load
Bat

To DC DIST PANEL RETURN BUS BAR
Black
To Bilge Pump DC Return

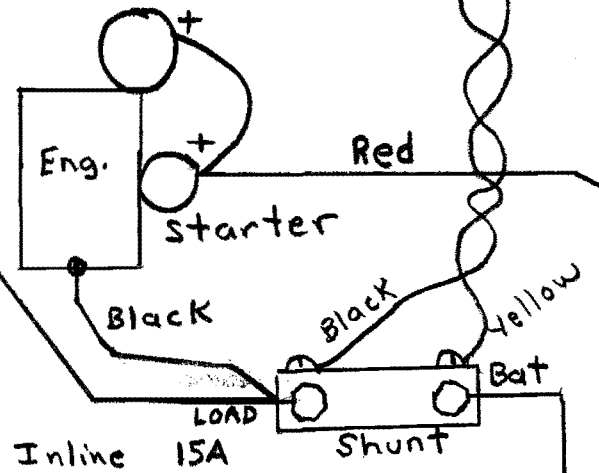
DC RETURN BUS BAR/TERMINAL

Alternator

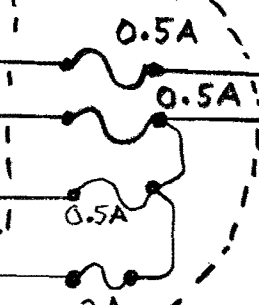
- Notes:
1. Assumes replacement DC Dist Panel installed.
 2. Wiring for area near Batteries & Engine shown
 3. Includes optional Battery Charger, Bilge Pump and Stereo that requires constant 12V supply for memory
 4. Added components to J130 wiring include Shunt, fuse panel by Battery and DC Return Bus Bar/Terminal

optional Bat. Charger

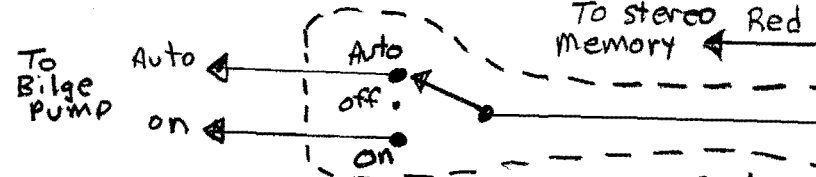
+ Bat 1 Red
- common
+ Bat 2 Red



Fuse Panel By Battery



To DC Dist Panel Voltage Mon.
Bat 2 Red
Bat 1 Red



To DC Dist. Panel Main Breaker

